



FOUNDATIONS AT HOME

GRADES K & I



My name is Nicole Webb. I taught third grade at BG School for six years. I am currently teaching first grade at CO.



My name is Dana Davidson. This is my 9th year teaching at Charles Olbon. I am currently the resource room teacher for grades 1 & 2.

# WHAT IS FOUNDATIONS?

- A carefully structured reading and spelling curriculum using **multisensory techniques**

- Visual
- Auditory
- Tactile/ Kinesthetic activities

- Supports students understanding of letter association, alphabetical order, and letter formation.

- Thoroughly teaches the **foundational skills** that support reading, writing, and speaking standards.

- Phonemic awareness
- Phonics word study
- High frequency words (trick words)
- Reading fluency
- Vocabulary
- Comprehension strategies
- Handwriting
- Spelling



# PURPOSE OF FOUNDATIONS

## Kindergarten

- Name and sounds for letter a-z
- Letter formation
- Alphabetical order
- Write all upper and lowercase letters
- Read and spell CVC words (c-a-t)
- Identify periods and questions marks
- Retell short stories
- Learn digraphs (wh, sh, ch, th, ck) (ship)

# PURPOSE OF FOUNDATIONS

## Grade 1

- Identify word structures
  - \*blends (bl)
  - \* digraphs (wh, sh, ch, th, ck)
  - \*base words ( chip(s) )
  - \* suffixes (-s)
  - \*syllable types (closed, open, r controlled)
- Read and spell CVC (cat), CCVC (ship), CVCC (dish), CCVCC (shock), CVCe (cane) words
- Read and spell common compound words and two syllable words
- Apply correct punctuation marks
- Apply capitalization rules for beginning of sentences and names of people
- Retell from a text

# RESOURCES

## ECHO the OWL

- Teacher models with echo the owl, directing students to repeat sounds, words, and sentences



Baby Owl



Mama Owl

# RESOURCES

## Letter Formation

- Students use this guide to form letters correctly



Letter Formation Poster

Sky Line



Plane Line



Grass Line



Worm Line



Journal Writing Paper






# RESOURCES


## Letter Sounds

- Students learn and practice the correct pronunciation for each letter, sound, and vowel



# GRADE SPECIFIC RESOURCES

## Kinder Books



Cat Book


## Grade 1 Books



Octopus Book





Wind Book



Journal

## Magnet Tiles



White Board

# AT HOME PACKET



Writing Paper

White Board

Letter Sound Poster

Cut out tiles

# TAPPING

Students use their fingers to tap out each *sound*, not letter, in a word.



Say /**m**/ and  
tap index  
finger to  
thumb.



Say /**a**/ and  
tap middle  
finger to  
thumb.



Say /**n**/ and  
tap ring  
finger to  
thumb.





Say **/m/** and tap index finger to thumb.

Say **/a/** and tap middle finger to thumb.

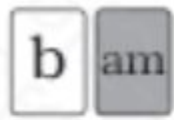
Say **/sh/** and tap ring finger to thumb.



**Tapping digraphs**  
Digraphs make one sound, so they get just one tap.

**Tapping glued sounds**

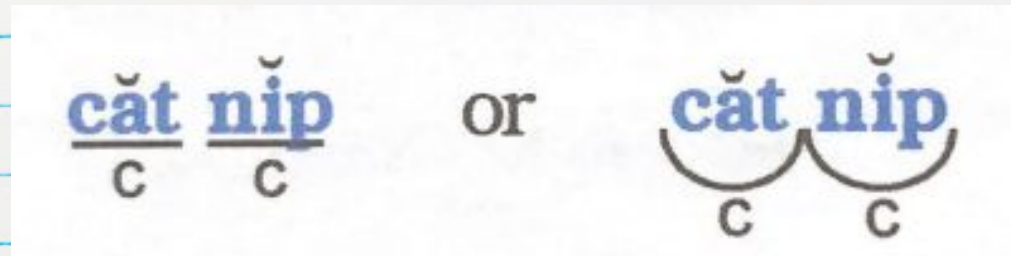
Letters in a glued sound each make their own sound, but are "glued" together.



Demonstrate tapping **/b/** (tap index finger to thumb), **/am/** (tap together middle and ring fingers to thumb).

## SCOOPING

- In first grade, students learn to scoop or underline a base word when spelling words with a suffix.
- First grade students also learn to scoop words into syllables.



## SCOOPING

- Students in first grade also learn to scoop sentences into phrases to support fluent reading.

**His pup and cat** had fun.

**A bug is in the pot.**

# MARKING UP

- In first grade, students learn how to use different symbols to identify learned skills.

Underline digraph

shop bath ck 

Star the bonus letters

ball<sup>\*</sup> puff<sup>\*</sup> fill<sup>\*</sup> kiss<sup>\*</sup> 

Box the glued/welded sounds

ball ham fan ring pink 

Underline baseword, circle suffix

bugs hills cans 

Underline each sound in a blend

flash stump  scrap

Mark closed syllable

căt ělf   
c c

Mark vowel-consonant-e syllable

bāke stōne   
v-e v-e



## SOME WORDS WE CAN'T TAP OR SOUND OUT

### **Trick words**

- Trick words are also known as “high frequency” or “sight” words.
- These words appear most often in print and are presented to be memorized.
- They need to be recognized and spelled quickly and easily.
- Trick words do NOT get tapped out, as many are irregular and do not follow the “rules.” This is what makes them tricky!
- In kindergarten, students learn **27** trick words.
- In first grade, students learn **93** trick words.

## SOME WORDS WE CAN'T TAP OR SOUND OUT

### **WP K-4 Sight Words**

- In addition to the trick words determined by the Foundations program, Mrs. Castrovinci created lists with additional sight words for grades PK-4.
- Ideas for sight word practice are also provided.
- WP PK-4 Sight Words

# HOME SUPPORT RESOURCES

- Teachers will provide access to the Home Support Pack either by sending a paper copy home or providing digital access.
- Included in the pack:
  - A letter explaining the new concepts for each Unit
  - Homework/Extra Practice guide
  - Activities to support the new Unit concepts
  - Practice with the new Trick Words

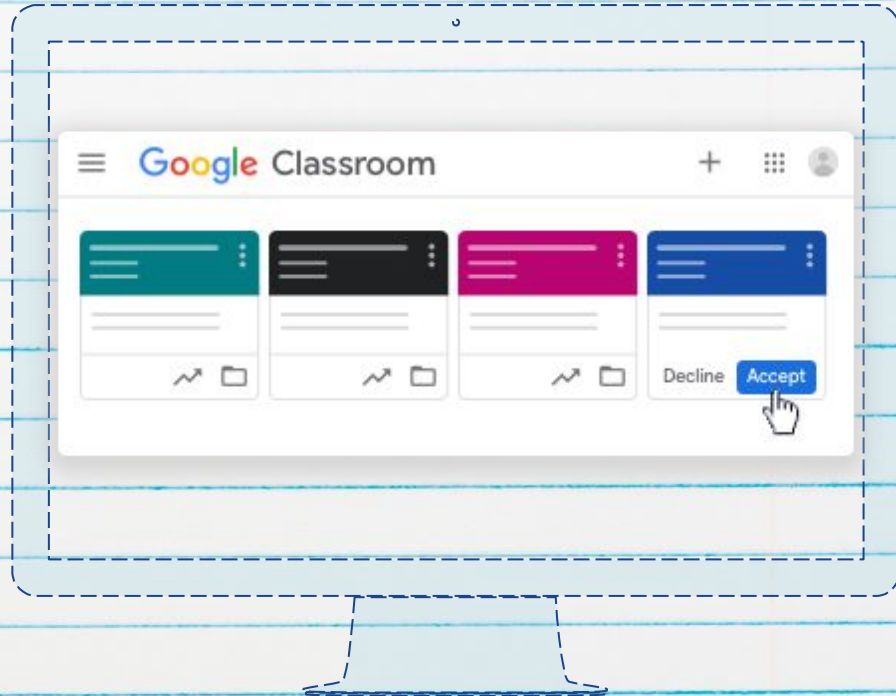
# HOME SUPPORT RESOURCES

- Read the trick word list with your child each night (make flashcards, play a game, take turns)
- Encourage them to tap out words they don't know
- Scoop and read Foundations stories that are sent home



## HOW TO ACCESS GOOGLE CLASSROOM

- Go to [classroom.google.com](https://classroom.google.com).
- Sign in using your student's email and password.
- Select the teacher's classroom.



## HOW TO ACCESS READING A-Z

- Go to **[www.raz-kids.com](http://www.raz-kids.com)**.
- Click “Kid’s Login”
- Type in the teacher’s username.
- Select your student’s name and their password code.





*Any questions?*

You can reach us at: [ecastrovinci@wpschools.org](mailto:ecastrovinci@wpschools.org)  
[nwebb@wpschools.org](mailto:nwebb@wpschools.org) or [ddaavidson@wpschools.org](mailto:ddaavidson@wpschools.org)